






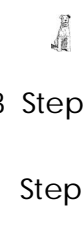











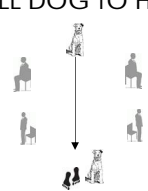


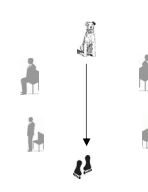




GOLD SIGNS



SIGN	GOLD EXERCISE DESCRIPTION
 HANDLER BACKS UP   CALL DOG TO DOWN	Handler takes several steps backward and calls dog to down in front
 FINISH LEFT NO SIT   180 LEFT  DOWN	Handler sends dog to left side finish Before dog can sit, handler and dog complete 180 left and handler directs dog to down
 FINISH RIGHT NO SIT   180 RIGHT  DOWN	Handler sends to right side finish Before dog can sit, handler and dog complete 180 right and handler directs dog to down
 FINISH LEFT NO SIT   180 RIGHT	Handler sends dog to left side finish Before dog can sit, handler and dog complete 180 right
 FINISH RIGHT NO SIT   180 LEFT	Handler sends dog to right side finish Before dog can sit, handler and dog complete 180 left
 FINISH LEFT NO SIT   180 RIGHT 	Handler sends dog to left side finish Before dog can sit, handler and dog complete 180 right Handler halts and dog sits in heel position

 FINISH RIGHT  NO SIT 	<p>Handler sends dog to right side finish Before dog can sit, handler and dog complete 180 left Handler halts and dog sits in heel position</p>
 DOWN   HANDLER CIRCLES DOG  SIT	<p>Handler directs dog to down Handler circles dog, ending in heel position Handler directs dog to sit</p>
 SIT   DOWN  HANDLER CIRCLES DOG  SIT	<p>Dog sits, handler directs dog to down Handler circles dog, ending in heel position Handler directs dog to sit</p>
 SIT   STAND  HANDLER FACES DOG	<p>Dog sits, handler directs dog to down Handler directs dog to stand, then leaves dog and stands in front</p>
 STAND  HANDLER 3 STEPS  FACE DOG	<p>Dog remains in standing position Handler leaves dog, takes 3 steps away and turns to face dog</p>
 SIT   STAND  CIRCLE DOG	<p>Dog sits at handler's left side in heel position Handler directs dog to stand Handler circles dog, ending in heel position <i>and pauses</i></p>
 SIT   STAND  DOWN	<p>Dog sits at handler's left side in heel position Handler directs dog to stand, <i>and pauses</i> Handler directs dog to down, <i>and pauses</i></p>

 <p>DOWN</p> <p>STAND</p> <p>SIT</p>  	<p>Handler directs dog to down position Handler directs dog to stand, <i>and pauses</i> Handler directs dog to sit position</p>
 <p>SIT</p> <p>3 Steps DOWN</p> <p>1 Step STAND</p>  	<p>Dog sits at handler's left side in heel position Handler takes three steps and directs dog to down Handler takes one step and directs dog to stand, <i>and pauses</i></p>
 <p>360 RIGHT</p>  <p>DOG CIRCLES HANDLER RIGHT</p>  	<p>Team performs 360 right Handler stops and directs dog to circle around to the right <i>Dog does not sit</i> Team continues on course</p>
 <p>SIT</p>  <p>HANDLER TURNS 180 RIGHT</p>  <p>CALL DOG TO HEEL SIT</p>  	<p>Dog sits in heel position Handler turns 180 right Handler calls dog to heel position Dog sits in heel position</p>
<p>The following exercises require the use of two people sitting in chairs. The chairs will be situated with backs to one another so that the people sitting are looking away from the working team.</p>	
<p>CALL DOG TO HEEL</p>  <p>SIT</p>  	<p>With back to dog, handler calls dog to heel position <i>As dog proceeds through chairs, the people will stand up</i> Dog sits in heel position</p>
<p>CALL DOG TO HEEL</p>  <p>NO SIT- FORWARD</p>  	<p>With back to dog, handler calls dog to heel position <i>As dog proceeds through chairs, the people will stand up</i> As dog reaches heel position, teams continues on course</p>